

**INTRODUCTION**

Flippin, Bruce & Porter, Inc. is an independent investment counseling firm, which was formed and registered with the Securities and Exchange Commission in April of 1985. Facilities are at one location in Lynchburg, Virginia. Currently 8 professionals out of 13 total employees are shareholders. The firm’s activities involve independent discretionary investment management for individuals, retirement funds, foundations, endowments, public funds, multi-employer funds and hospitals.

**EQUITY INVESTMENT PHILOSOPHY**

The foundation of our equity investment philosophy is based on the following:

- *Understanding Human Emotion is Key.* As investors overreact to near-term events, optimism and pessimism create overvalued and undervalued security prices in relation to a company’s long-term outlook.
- *Risk is Determined by Price.* Using primarily large capitalization, quality companies, risk is related to price, where the lower the price the lower the risk and vice versa.
- *History Matters.* Company history and key valuation characteristics are analyzed, identifying when a stock was both in and out of favor.
- *Fundamental Analysis Uncovers Value.* An in-depth study of a company’s fundamentals and future prospects allows determination of its true business value.

For more information regarding our Balanced philosophy, please see the Firm Highlights *Balanced Profile*.

**STRUCTURE**

Founded .....	1985
Type of firm .....	Investment Advisory
Ownership .....	Employee Owned
Minimum account size .....	\$1 million
Investment Style .....	Large Cap Value
Investment products .....	Equity/Balanced/Dividend
Total staff/investment professionals . . .	13/5

**PORTFOLIO CHARACTERISTICS**

Average Market Cap .....	\$148.5B
Number of Securities .....	45
Annual Percent Turnover .....	12%
Dividend Yield .....	3.2%

**WHAT MAKES US DIFFERENT**

**We are Value Managers.** To us, our approach is the purest form of value management. FBP believes strongly that investors overreact to both optimistic, as well as pessimistic news. Understanding this factor is key to successful investment management.

**Our Approach to Historical Valuations.** At FBP the historical valuation segment of our research effort focuses on multiple ratios, not just one or two. We begin with ten years of history in analyzing the following: sales, book value, cash flow, earnings and dividend yield. This provides a solid foundation for determining future value.

**We Study Investor Sentiment.** This effort gives us insight into institutional owners and their enthusiasm, or lack of, toward specific issues. We are trying to uncover unwarranted pessimism and our sentiment work is important in this effort as it leads to value opportunities.

**Investment Team Structure.** The ability to maximize investment talent is crucial to a successful investment process. At FBP our structure is designed to promote individual input – within a team approach. This makeup gives us the ability to draw out our best thinking relative to our investment ideas.

**Margin of Safety.** Strenuous analysis of the business prospects of a company and an in-depth understanding of the future drivers of value allow us to determine the value of each company. The initial inclusion of a new security into the portfolio only occurs when the stock price is at a substantial discount to this value, giving us a significant margin of safety.

**DECISION-MAKING**

At Flippin, Bruce & Porter, Inc. our investment committee is made up of five portfolio manager/analysts, of which all have their CFA designation. The experience level of our portfolio management team is high, with an average of 35 years. Our investment committee works as a team with all investment decisions coming from the committee. Portfolio managers are responsible for security implementation, ongoing portfolio management and client contact.

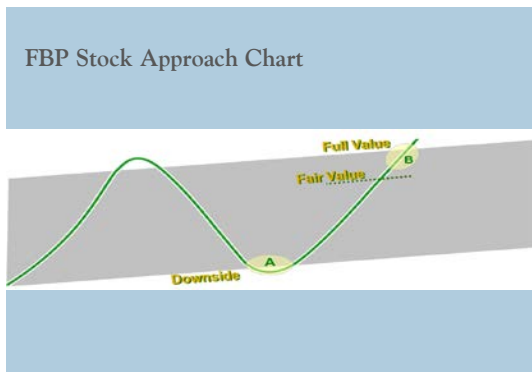
*\*Dividend Yield is equal weighted*

# FBP INVESTMENT DISCIPLINE

## OUR APPROACH TO STOCKS

The time from peak to peak is approximately ten years. FBP's research effort begins early in the cycle, as a company falls out of favor and its stock price declines toward an eventual bottom. As part of our security selection process, we establish three price targets for each company followed. These downside, fair and full value targets are determined, monitored and adjusted on an ongoing basis.

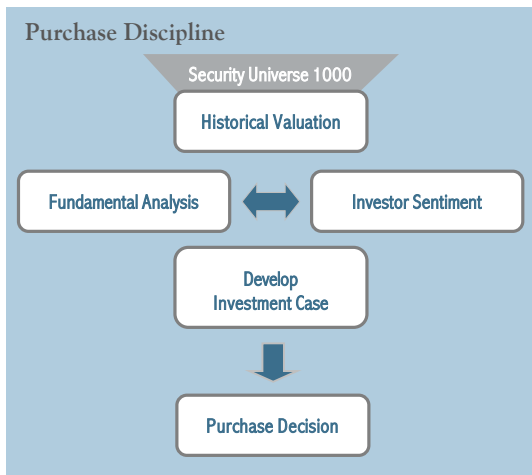
Our goal is to begin purchasing at point A, which is at a significant discount to our full value, thus providing a margin of safety. As company valuation measures, fundamentals and investor sentiment improve, the security price will increase. As this scenario continues to develop, the stock will move through our fair value range and eventually toward our full value target. Our exit strategy is implemented at point B. The average holding period for stocks in our portfolio is five years.



## OUR PROCESS BEGINS WITH OUR PURCHASE DISCIPLINE

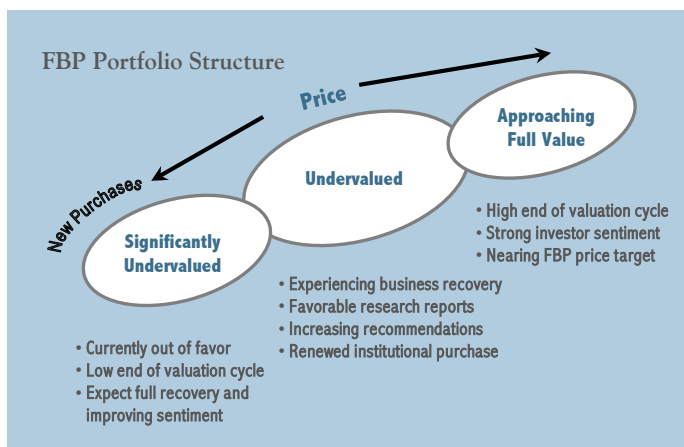
Using a large capitalization universe of approximately one thousand companies, our investment group screens five historical valuation factors: price/sales, price/book, price/cash flow, price/earnings and dividend yield. Based on these factors, stocks trading in the bottom third of their ten-year historical ranges are identified. These stocks are examined further from a fundamental standpoint. The objective of our fundamental effort is to identify catalysts for reversal and for future value creation. Additionally, investor sentiment is judged by reviewing Wall Street buy and sell recommendations, evaluating the tone of written research and institutional commitment.

Our investment team then develops a case outlining valuation, fundamentals and sentiment. Using this research, three price targets are established. Downside, fair and full value targets are calculated using a 12- to 18-month horizon. The last step in the approach is our purchase decision. At this time, the investment case is discussed and debated. Each security is then voted upon with the resulting purchase and weighting decisions made at this level.



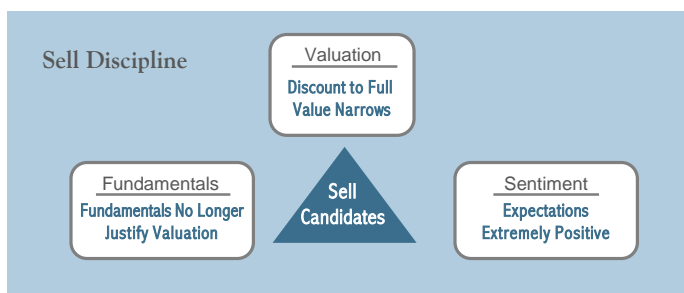
## EQUITY PORTFOLIO STRUCTURE

We view our stocks as falling into three categories, which we call *significantly undervalued* stocks, *undervalued* stocks and stocks that are *approaching full value*. As new purchases are added to our portfolios, they are viewed as *significantly undervalued*. Stocks that we bought over the last one to three years that are now picking up buy recommendations make up the *undervalued* part of the portfolio. The remainder of the portfolio consists of stocks we bought three to four years ago which have now picked up multiple buy recommendations. These issues are now at or near the top of our price expectation and are *approaching full value* and are generally candidates for sale. As money comes out of these stocks, it then flows back into new *significantly undervalued* ideas. Our goal is to create an overall portfolio that trades at a substantial discount to its true value, providing significant upside potential.



## OUR PROCESS ENDS WITH OUR SELL DISCIPLINE

Selling is based on the same three factors we use for buying stocks: *fundamentals*, *valuation* and *sentiment*. *Fundamentals* can trigger a sale if they do not keep up with valuation. *Valuation* is monitored through our price targets. As our discount begins to narrow and fundamentals remain strong, we scale out of positions. Additionally, if investor *sentiment* changes more than fundamentals warrant, then a stock becomes a sell candidate.



*There is no assurance that the stated goals of the portfolio can be obtained. Investments in securities involve risks, including the risk of losing principal. Past performance is no guarantee of future results.*

## FLIPPIN, BRUCE & PORTER

The Appalachian Building  
 Second Floor, 800 Main Street  
 Lynchburg, VA 24504-1508  
 Phone: (800) 851-3804 Fax: (434) 846-3846  
 Web site: www.fbpinc.com